

## HOW TO MEASURE YOUR DOG FOR A WALKING HARNESS

- A** Point of the Breastbone (or sternum). This is the central neck base - find the indentation near the base of the windpipe. This is your reference point when measuring your dog
- B** Neck Measurement. This is NOT a collar measurement. Start at the point of the breastbone "A" and pull the tape snugly around the base of the neck and back to the point of the breastbone. Do NOT measure half and double up. If you are unsure, please watch the measuring video.
- C** Measure your dog around the ribcage. Take the tape measure just behind the front legs (making sure that there is clearance of your dog's armpits) and take the tape measure the whole way around the rib cage. Do NOT measure half and double up.
- D** This measurement is ONLY required for custom fit harnesses. Take the tape measure from the point of the breastbone and measure between the legs, to just behind the front legs of the dog. Make sure that you allow enough room so that the harness does not sit in the arm pit of the dog.

### Measuring Tips

*We want you to have the best fitting harness possible so accurate measuring should aid this.*

- Do not guess measurements or base size choices on another company's sizes. Xtra Dog measurements are NOT the same as any other manufacturer of harnesses.
- Measure your dog, not fur, especially on long haired breeds. Dig your fingers into the fur to find the reference points.
- Make sure your dog is standing square, get help if your dog fidgets.
- Pull the tape and measure snugly.
- If unsure how to measure your dog, please watch the video

# Harness Sizing Chart.

## WALKING RANGE

*Please note this is only a rough breed guide, every dog is different, we have based these sizes on experience. For more accurate sizing, please measure your dog as above and check the measurements against the measurements on page 4.*



Breed	Puppy	Small Dog	Medium Dog	Large Dog
Airedale	S to S-Md	M	M	M
Alaskan Malamute	S-Md to M	L	XL	XXL
American Cocker Spaniel	XS to S	S-Md	S-Md	S-Md
Australian Shepherd	S to S-Md	M	L	L
Basset Hound	S to S-Md	S-Md	M	ML
Beagle	S	S-Md	S-Md	M
Bearded Collie	S to S-Md	S-Md	M	M
Bearded Collie x Terrier	XS to S	S	S-Md	S-Md
Bedlington Terrier	XS to S	S	S-Md	S-Md
Belgian Shepherd	S to S-Md	M	M	L
Belgian x Lurcher	S to S-Md	M	M	L
Bernese Mountain	XL	XXL	XXL	XXL
Bichon Frise	XS to S	S-Md	S-Md	S-Md
Border Collie	S to S-Md	S-Md	M	L
Border Terrier	XS to S	S	S-Md	S-Md
Boxer	S to S-Md	M	L	L
Briard	L	XL	XL	XL
Bull Mastiff	L	XL	XL	XXL
Bull Terrier	S to S-Md	M	L	L
Bull Terrier x Mastiff	L	L	XL	XL
Cairn Terrier	XS to S	S-Md	S-Md	S-Md
Cats	P-XXS	P-XXS	XS	S
Cavalier Spaniel	XS to S	S	S-Md	S-Md
Chihuahua	P-XXS	P-XXS	XS	XS
Chinese Crested	XS to S	S	S	S-Md
Chow Chow	L	L	L	XL
Cocker - English	XS to S	S	S-Md	S-Md
Collie X breed	S	S-Md	M	L
Corgi	S to S-Md	S-Md	M	M
Dachshund (Miniature)	P-XXS	XXS	XS	S
Dalmatian	S to S-Md	S-Md	M or MD	L
Dobermann	S-Md to M	L	XL	XL
English Setter	M	L	L or MD	L

<i>Breed</i>	<i>Puppy</i>	<i>Small Dog</i>	<i>Medium Dog</i>	<i>LargeDog</i>
Field Spaniel	XS to S	S	S-Md	S-Md
Flat Coated Retriever	S-Md	M	ML	L
Fox Terrier	XS to S	S	S-Md	S-Md
German Shorthaired Pointer	M	MD	MD	MD
German Shepherd	M	ML	L	XL
German Shepherd x Retriever	M	L	L	XL
German Spitz	S	S-Md	M	M
Golden Retriever	SM -M	ML	L	L
Gordon Setter	M	L	L	XL
Great Dane	L	XL	XXL	XXL
Greyhound	M	L	L	XL
Hungarian Vizsla	M	L	L	XL
Irish Red Setter	M	L	L	XL
Italian Greyhound	XXS to XS	Custom Fit	Custom Fit	Custom Fit
Jack Russell	XXS to XS	XS	S	S
Japanese Akita	L	XL	XXL	XXL
Japanese Spitz	XS to S	S-Md	S-Md	M
King Charles Spaniel	XSto S	S	S-Md	S-Md
Labrador	S-Md	ML	L	XL
Labrador x Collie	S-Md	M	L	XL
Lakeland Terrier	XS to S	S	S	S-Md
Leonberger	XL	XXL	XXL	XXL
Lhasa Apso	XS to S	S-Md	S-Md	S-Md
Lowchen	XS to S	S-Md	S-Md	S-Md
Lurcher - Whippet type	S	S-Md	M	M
Lurcher - Greyhound type	M	ML	L	XL
Mastiff	L	XL	XL	XXL
Norfolk Terrier	XS to S	Custom Fit	Custom Fit	Custom Fit
Norwich Terrier	XS to S	S-Md	S-Md	S-Md
Novia Scotia Duck Tolling Retriever	S	S-Md	S-Md	M
Papillon	XXS to XS	S	S	S
Patterdale Terrier	XS to S	S	S	S-Md
Parson Jack Russell Terrier	XS to S	S	S-Md	S-Md
Pointer - English	M	L	XL	XL
Pomeranian	XXS to XS	S	S	S-Md
Poodle - Toy	XS	S	S	S-Md
Poodle - Miniature	S	S-Md	S-Md	S-Md
Poodle - Standard	M	L	L	XL
Pug	XXS to XS	S	S	S-Md
Pug x Jack Russell x breed	XXS to XS	S	S	S-Md



Breed	Puppy	Small Dog	Medium Dog	Large Dog
Pug x Papillon xbreed	XXS to XS	S	S	S-Md
Rottweiler	M	L	XL	XXL
St Bernard	M to L	XL	XXL	XXL
Samoyed	M	ML	ML	XL
Schnauzer - Miniature	XS to S	S	S-Md	S-Md
Schnauzer - Standard	S to S-Md	M	L	L
Schnauzer - Giant	L	XL	XL	XXL
Shetland Sheepdog	XS to S	S	S-Md	M
Shih Tzu	S	S-Md	S-Md	S-Md
Siberian Husky	S-Md	S-Md	M-MD	ML-XL (male)
Soft Coated Wheaten Terrier	S to S-Md	M	L	L
Springer Spaniel - English	S to S-Md	S-Md	M	M
Springer Spaniel - Welsh	S to S-Md	S-Md	M	M
Staffordshire Bull Terrier	S to S-Md	S-Md	M	L
Terrier Xbreeds	XXS to XS	S	S-Md	M
Tibetan Spaniel	XS to S	S-Md	S-Md	S-Md
Tibetan Terrier	XS to S	S	S-Md	S-Md
Trailhound	L	XL	XL	XL
Weimeraner / Vizsla	SM	MD	MD	ML
West Highland Terrier	XS to S	S-Md	S-Md	S-Md
Whippet	S	S	S-Md	S-Md
Yorkshire Terrier	XXS to XS	XS	S	S-Md

Please be aware that this breed chart is based on experience, but every dog is different. Should you have the wrong size harness, you may send it back and we will swap it - you just pay the difference in price, we pay the postage on your first exchange. Please make sure all labels are left on and the harness is in a re-sellable condition. This does not affect your statutory rights.

To Correctly size your dog, measure him or her behind the front legs around the rib cage and neck (Start at POINT OF BREASTBONE and pull tape snugly around base of the neck and back to POINT OF BREASTBONE. Go all the way around neck and back. **THIS IS NOT A COLAR MEASUREMENT, if you are unsure where to measure please watch video <http://www.xtralog.com/shop/harnesses/fleece-harnesses.html>**). Your harness should fit snugly but not tight. Allow two finger width all of the way around. The legs are adjustable left and right.

	Rib Cage	Neck
Size Petite	26-31cm	26cm
Size XXS	36-45cm	36cm
Size XS	42-54cm	37cm
Size S	46-61cm	52cm
Size S-Md	50-64 cm	46cm
Size M	53-71cm	57cm
MD	56-75cm	61cm
Size ML	64-83cm	66cm
Size L	65-87cm	72cm
Size XL	76-104cm	72cm
Size XXL	92-125cm	96cm

**Key**  
 XXS - XXSmall  
 XS - XSmall  
 S - Small  
 S-Md - Small Medium  
 M - Medium  
 MD - Medium Deep  
 L - Large  
 ML - Medium Large  
 XL - XLarge  
 XXL - XXLLarge

### Custom Fit Harness

Some Dogs do not fit our standard sizes, especially some cross breeds. For these we offer a custom fit service. Please note that any custom fit harness is made especially for your dog and cannot be returned or exchanged. This does not effect your statutory rights.

### Measuring Your Dog for a Custom Fit

Measure your dog around the neck from the breast bone, all the way around the dog's head at the widest point. Measure the dog from the breast bone - 10cm behind the dog's front legs (where you want the girth strap to sit on the dog. Make sure it is not too close to the legs). Tell us age, breed and weight of dog. When measuring make sure you measure dog not fur. Measure 4-5 times and give us the middle measurement. Make sure your dog is standing square. Try and get help measuring your dog.



# Sled and Working Range

Made by

Foam X-Back Racing Harness

## Multi-Sport Range

Order by neck size, Small (35-40 lbs), Medium (43-48 lbs), Large (50-55 lbs), Extra Large (60-75 lbs), or Extra Extra Large (75-90 lbs), Extra Extra Extra Large (90-120 lbs). If in doubt, use our measuring guide for ZIMA x-back harnesses and e-mail us the neck diameter starting at the point of breastbone and going all the way completely around the neck and back to the point of breastbone, weight is important, and breed of dog. We are happy to help.



## Fleece and Foam X-Back Range

### STANDARD SIZES

These standard sizes fit most racing dogs but we are happy to compare your measurements and decide if a custom harness is in order. The following list describes each of our standard sizes:

**EXTRA SMALL (XS)** for 30 pound dogs with 16" necks and 24" lengths. Padding colour for standard harnesses is grey.

**SMALL (S)** for light racing dogs in the 35-40 lb range measuring approx 18" in the neck and 25.5" in length. Padding colour is red.

**SMALL MEDIUM (SM)** for longer bodied and more slender racing dogs in the 40-45 lb range measuring 18" in the neck and about 27" in length. Padding colour is blue.


**MEDIUM (M)** for the blockier racing dogs, many of the smaller Siberians will wear this harness or dogs with thicker hair and necks in the 43-48 lb range measuring approx 19" in the neck and 26.5" in length. Padding colour is green.

**MEDIUM EXTRA LONG (MXL)** for lean rangey racing dogs, 45-50 lbs, small males or many of the females wear this one, measuring 19" necks and 27" in length. Padding color is black.

**MEDIUM LARGE (ML)** for slightly heavier long bodied rangey dogs, typically the racey 50 lb males or larger racey females in the 48-54 lb. range measuring 19" necks and 28" in length. Padding colour is red.

**LARGE (L)** for blockier racing dogs like many of the male sibes or dogs with thicker coats and necks measuring 21" and 28" in length weighing 50-55 lbs. Padding colour is blue.

Fleece Multi-Sport Harness




**LARGE EXTRA LONG (LXL)** for longer bodied rangey dogs 55-60 lbs measuring approx 21" necks and 29.5" in length. Padding colour is green.

**EXTRA LARGE (XL)** for the large full bodied dogs or dogs that are heavily furred measuring 23" necks and 31.5" in length and weighing in the 60-75 lb range. Padding color is grey.

**EXTRA EXTRA LARGE (XXL)** for the even bigger dogs weighing in at 75-90 lbs and measuring 27" necks with 22.5" long bodies. Padding colour is red.

**EXTRA EXTRA EXTRA LARGE (XXXL)** for the giants, weighing in at 90-120 lbs and measuring approx 31" necks and 34.5" in length. Padding colour is black.

Foam X-Back Racing Harness



Fleece X-Back Racing Harness

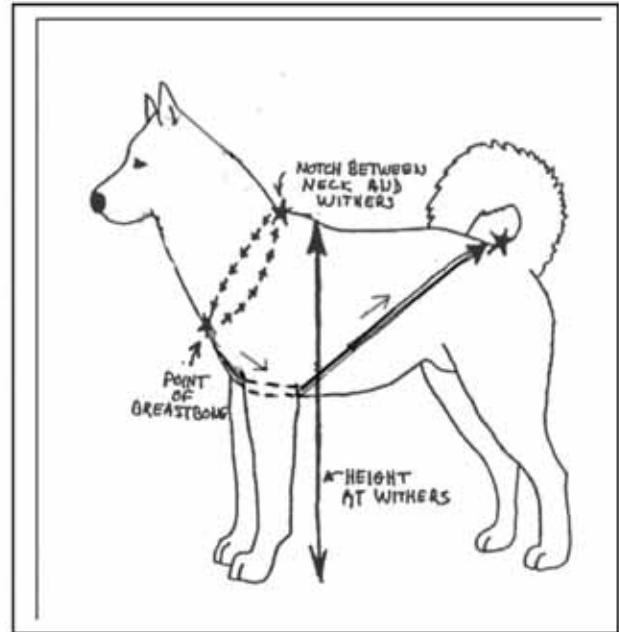


# Adanac Sleds and Equipment

## ZIMA Harness Information Guide



(Piper being properly fit for x-back harness)



(diagram showing point of breastbone & length points)

### Measuring for a Harness

1. Neck measurement. Find the point of breastbone on the dog (central neck base—find the indentation near the base of the windpipe—start there). Pull tape measure snugly from point of breastbone completely around the base of the neck (see diagram) and back to the starting point.
2. Length measurement. Start at the same point of breastbone of dog. Pull tape measure from point of breastbone straight down the breastbone, between the front legs, and continue by angling across the rib cage, and up to the base of the tail.
3. Dog's weight. Note whether the dog is heavy or lean.
4. Dog's breed. Note whether coat is thick, medium, or thin.
5. Dog's age, especially if it is a young dog.

### Tips for Measuring

1. Accuracy is important so you get a harness that fits properly and distributes the weight correctly.
2. Don't guess at weight. Weigh the dog, if possible.
3. Have someone help you measure, if possible.
4. Measure dog NOT hair.
5. Make sure dog is standing square and firm.
6. Dig fingers through the coat to find the reference points.
7. Pull tape measure snugly



### Care of your Harness

1. Wash your harnesses in cold water and mild soap.
2. Never dry them in a dryer because webbing will shrink. Air drying is best.
3. Check the webbing from time to time to make sure it hasn't been chewed or worn.